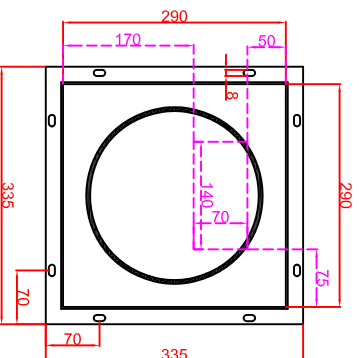
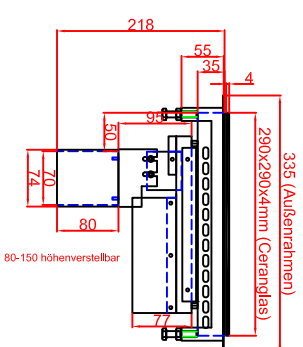


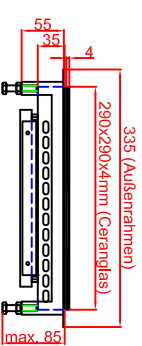
Ausschnitt in Abdeckung
296mm x 296mm
Ansicht mit Luftschachtöffnungen



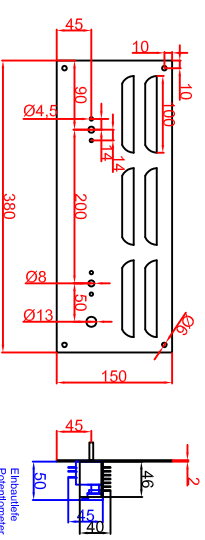
Ausschnitt in Abdeckung 296mm x 296mm
Version Generator Modul angebaut



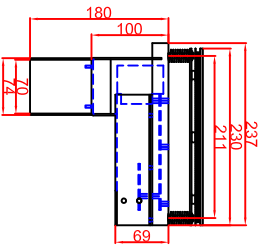
Ausschnitt in Abdeckung 296mm x 296mm
Version Generator-Spule getrennt



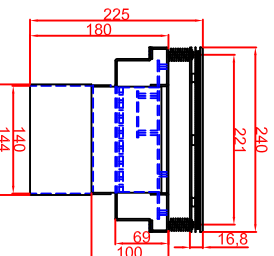
Schalterblende (optional lieferbar)



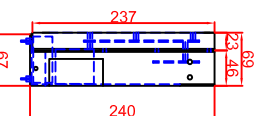
Generatoransicht
Version Generator Modul



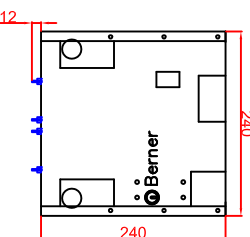
Frontansicht



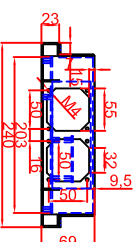
Generatoransichten
Version Generator-Spule getrennt



Frontansicht



Draufsicht



Berner-Kochsysteme GmbH & Co.KG
Sudlenstrasse 5
D-87471 Durach

Maststab: 1:10
Zeichnungsnummer: 015/102

Tel.: +49(0)831/697247-0
Fax: +49(0)831/697247-15
berner@induktion.de
www.induktion.de

BI1EGM3.5
flächenbündig (B)

Bearbeiter	Datum	Name
Ausführung 1	18.05.2009	Berner
Ausführung 2		

Blatt	1	von	1
-------	---	-----	---